

Understanding Cancer in Our Community: Results of the 2018-19 Community Health Needs Assessment

June 2019



MORE
THAN A HOSPITAL



CHNA Goal

To collect, analyze, and use reliable data to improve community health in Crawford County

ACA requirement: [http://www.irs.gov/Charities-&-Non-Profits/Charitable-Organizations/
New-Requirements-for-501\(c\)\(3\)-Hospitals-Under-the-Affordable-Care-Act](http://www.irs.gov/Charities-&-Non-Profits/Charitable-Organizations/New-Requirements-for-501(c)(3)-Hospitals-Under-the-Affordable-Care-Act)



MORE
THAN A HOSPITAL



Collaboration



MORE
THAN A HOSPITAL



MORE
THAN A HOSPITAL



2018-19 Process

Data Analysis

- Use available data
- Compare rates
- Identify needs

KAP Survey

- Community survey
- Cross-sectional design
- Focused on cancer screening & prevention

Survey

PRIORITY: valid & reliable results

- Administered online & in-person (2018)
- 1100+ adult participants

Survey

PRIORITY: valid & reliable results

Questions about cancer prevention

- Knowledge
- Attitudes
- Practices
- Risk factors
- Access to health care

Why Focus on Cancer?

- Results of 2015 CHNA
- Increased prevalence of risk factors --
 - Smoking
 - Being obese/overweight
- Leading cause of death

Key Findings

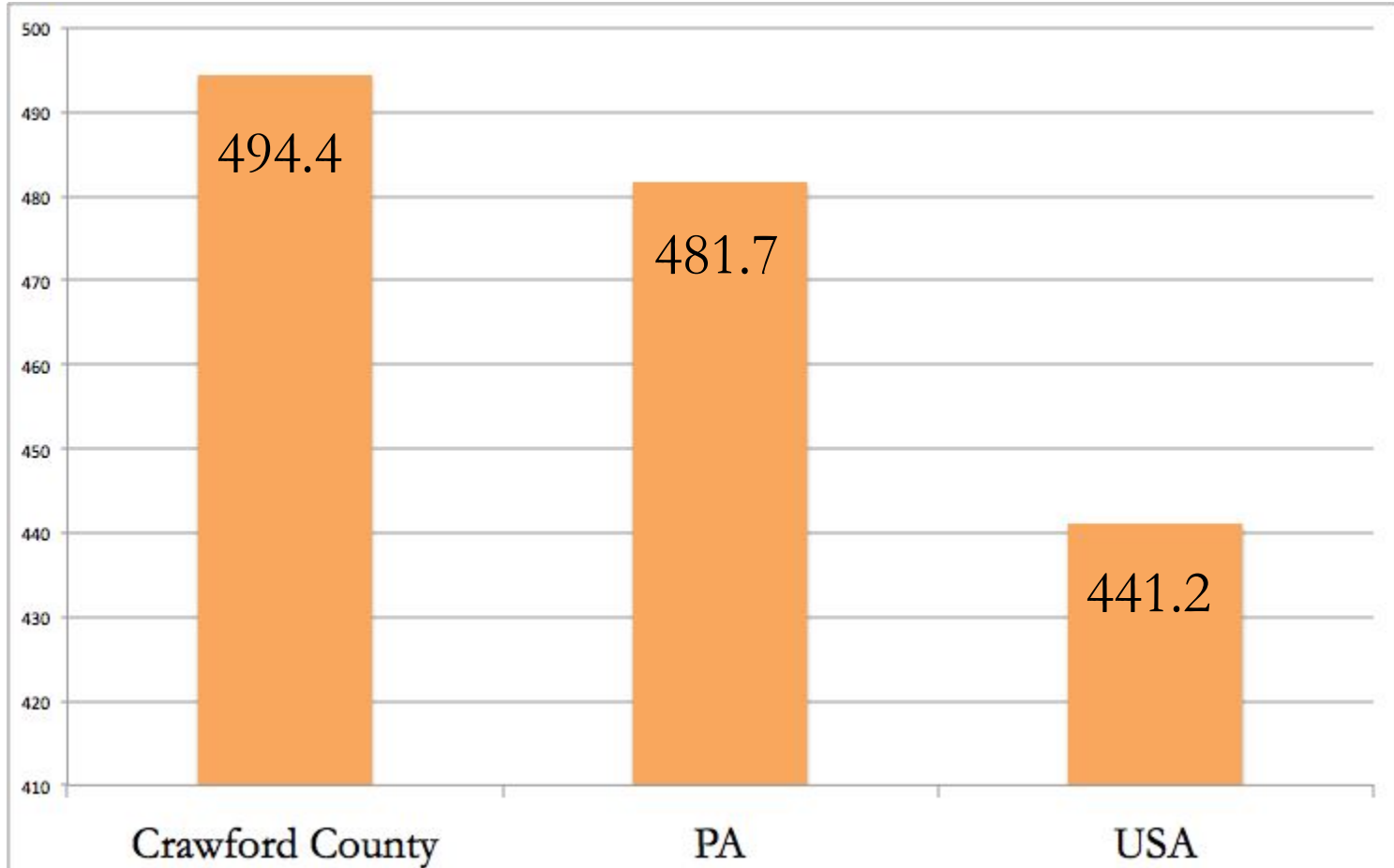


MORE
THAN A HOSPITAL



#1: Increased cancer incidence

Cancer Incidence per 100,000

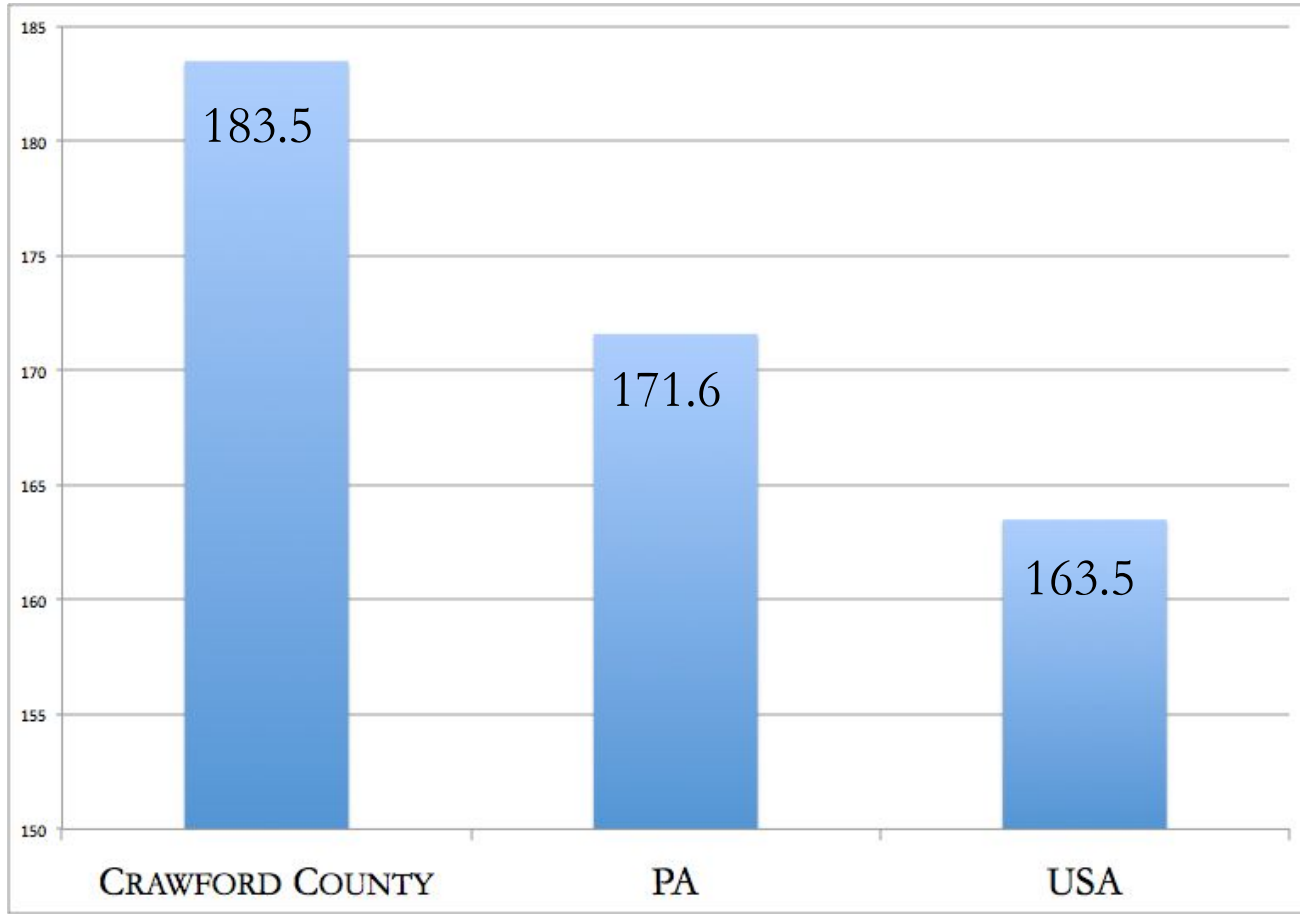


Cancer Incidence in Crawford County

Lung cancer (males)	48% ↑ than national rate
Colon cancer	28% ↑ than national rate
Cervical cancer	20% ↑ than national rate

#2: Increased cancer mortality

Cancer Mortality (rate per 100,000)



#3: Majority being screened

	Percent reporting they have been screened
Colonoscopy among adults 50 years and older	77%
PSA among males 50 years and older	64.2%
Mammogram among females 40 years and older	95.1%
Pap Test among females	96.1%
Lung CT among current/former smokers 50 years+	26.5%

#3: Majority being screened
BUT...

	MALES	FEMALES
Colonoscopy among adults 50 years and older	75.5%	80.2%
PSA among males 50 years and older	64.2%	-
Mammogram among females 40 years and older	-	95.1%
Pap Test among females	-	96.1%
Lung CT among current/former smokers age 50 years+	32%	21%

#4: Cancer risk factors --

1. Smoking
2. Having a PCP
3. Understanding HPV

Smoking

- 35% report smoking (current & former)
- 70% current smokers aged 18-54
- Associated with --
 - Lower level of education
 - Lower rates of screening
 - No PCP

Between 2015-2018 --

14% decrease in the number of residents reporting they have a primary care provider

Primary Care Providers

Connected with --

- Utilization of cancer screenings
- Accurate health information
- Affordability

Human Papillomavirus (HPV)

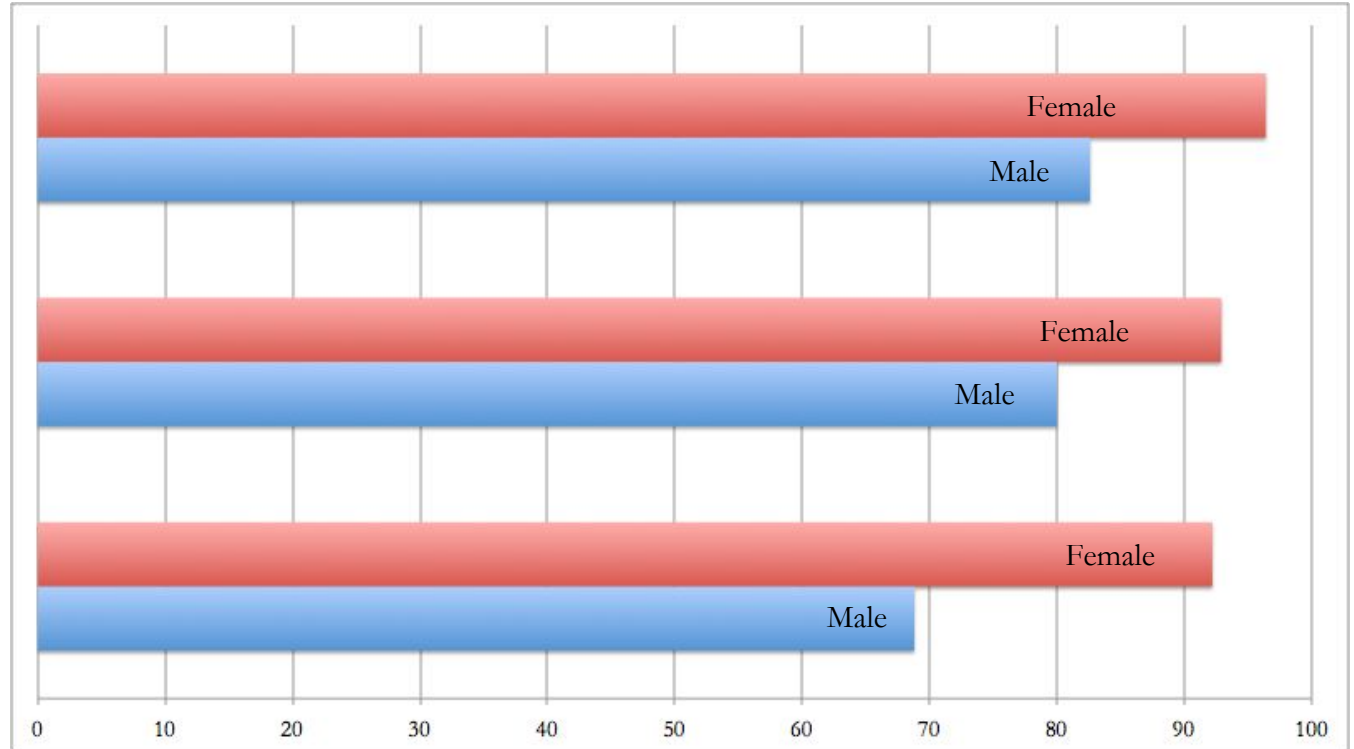
- Sexually transmitted
- Most prevalent STI
- Cause of cancer in males & females
- Preventable with vaccine

HPV Knowledge

Heard of HPV?

STI?

HPV vaccine?



HPV Vaccination Rates

- Unknown
- Unlikely to be above 65.5% (based on National Immunization Survey)
- Lower in males vs. females

Key Findings for Crawford County

1. Increased Cancer Incidence
2. Increased Cancer Mortality
3. Majority Being Screened
4. Cancer Risk Factors

GOAL:

Reduce cancer for a healthier community

- Reduce smoking
- Increase HPV vaccination rates
- Increase rate of individuals with PCP

Questions? Need more information...

Becky Dawson

rdawson@allegheny.edu

(814) 332-2196



MORE
THAN A HOSPITAL

